



By Sherry Graham
Powder Springs Elementary

What is Edmodo?

- Free social learning network for teachers, students, and schools
 - Engaging platform that makes..
 - Connecting
 - Exchanging ideas
 - Sharing content
 - Accessing homework, grades, and messages from school
- ... SAFE AND EASY! 😊

Getting Started

Sign in to Edmodo.

Username or Email

Password

[Forgot your password?](#)

Sign up now. It's free.

[I'm a Parent](#) | [Schools & Districts](#)

Teacher Sign Up

Title

First Name

Last Name

Email

Password

You agree to our [Terms of Service](#) and our [Privacy Policy](#).

School Code:
no83r1



Getting Comfortable with the Platform



Home, Library, Search, Notifications, Profile

Shortcuts to Home, Libraries, etc

Hi, Mrs. Graham
Teacher

Note, Alert, Assignment, Quiz, Poll

Communicate with your groups and communities



Groups

2013 Class

Computer Lab Teachers

Show All

Create groups for your class(es)



Communities

Powder Springs Elementary

Cobb County School District

Support

Computer Technology

Language Arts 3

Math

Join subject and content communities

Type your note here...

Latest Posts



Ms. Hoffman to Social Studies

Does anyone have fun activities for 10th graders learning about the Renaissance/Reformation? Thank you in advance! :)

7 minutes ago · Reply · Comment

Archived communication



Mr. Jockers to Language Arts

How do students use Edmodo apps? For example, I have the Storyboard That app, and I want to use it tomorrow through Edmodo. How would they get to that? What do they have to do? (It will be my first time using an Edmodo app, obviously.) Any help would be appreciated. Thank you!

10 minutes ago · Reply · Comment

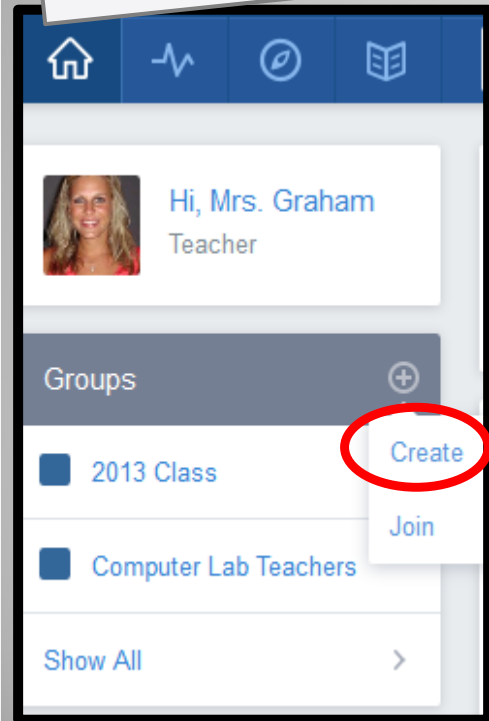


Enrico Uva to Science

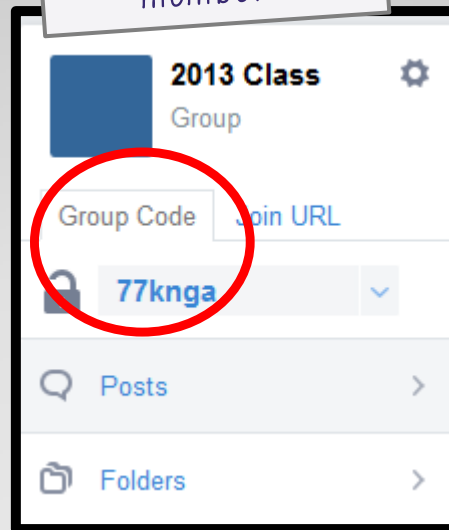
If you and/or your students find MS Power Point a little stale, you can try the free web application <http://prezi.com/> (free if you make your presentations public) . A link to a simple example of a test outline I put together for Environmental Science & Tech is found below. (Of course I'm still waiting for the type of presentations that release sweet esters into the air. It's the constant appeal to eyes and

Create a Class Group!

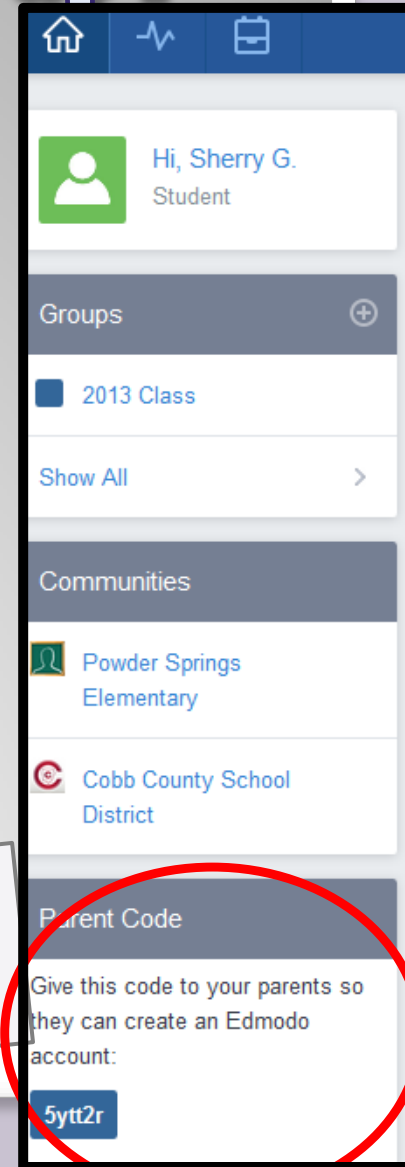
1. Create/Name your class's group. Complete the Group Info.



2. Code can be given to group members



3. For parents to join, students log in and give their parents their parent code.



Communication

- 5 types of communication
- Explore!
 - Post one of each on your page
 - Think about the difference between a note and an alert.
 - Come up with 2 uses for each in your classroom



Note



Alert



Assignment



Quiz



Poll

Communication Continued

- Archived
- Students cannot message one another
- Parents cannot comment on messages or posts, but can view posts sent out to the entire class
- Teacher has full control!

Student View



Search posts, groups, users, apps and more...



Me

Unlimited storage allows students to create documents, videos, & other resources on iPads / computers

Type your note here...

Groups



2013 C

Show All

Students can JOIN groups, but not create them

Send to...




Students can send messages to the entire group or directly to the teacher

or

Send

Communities

 Powder Springs Elementary

 Cobb County School District

Parent Code

Give this code to your parents so they can create an Edmodo account:

5ytt2r

Latest Posts

Filter posts by



Edmodo to Me
Welcome to Edmodo!
- The Edmodo Guys

1 hour ago



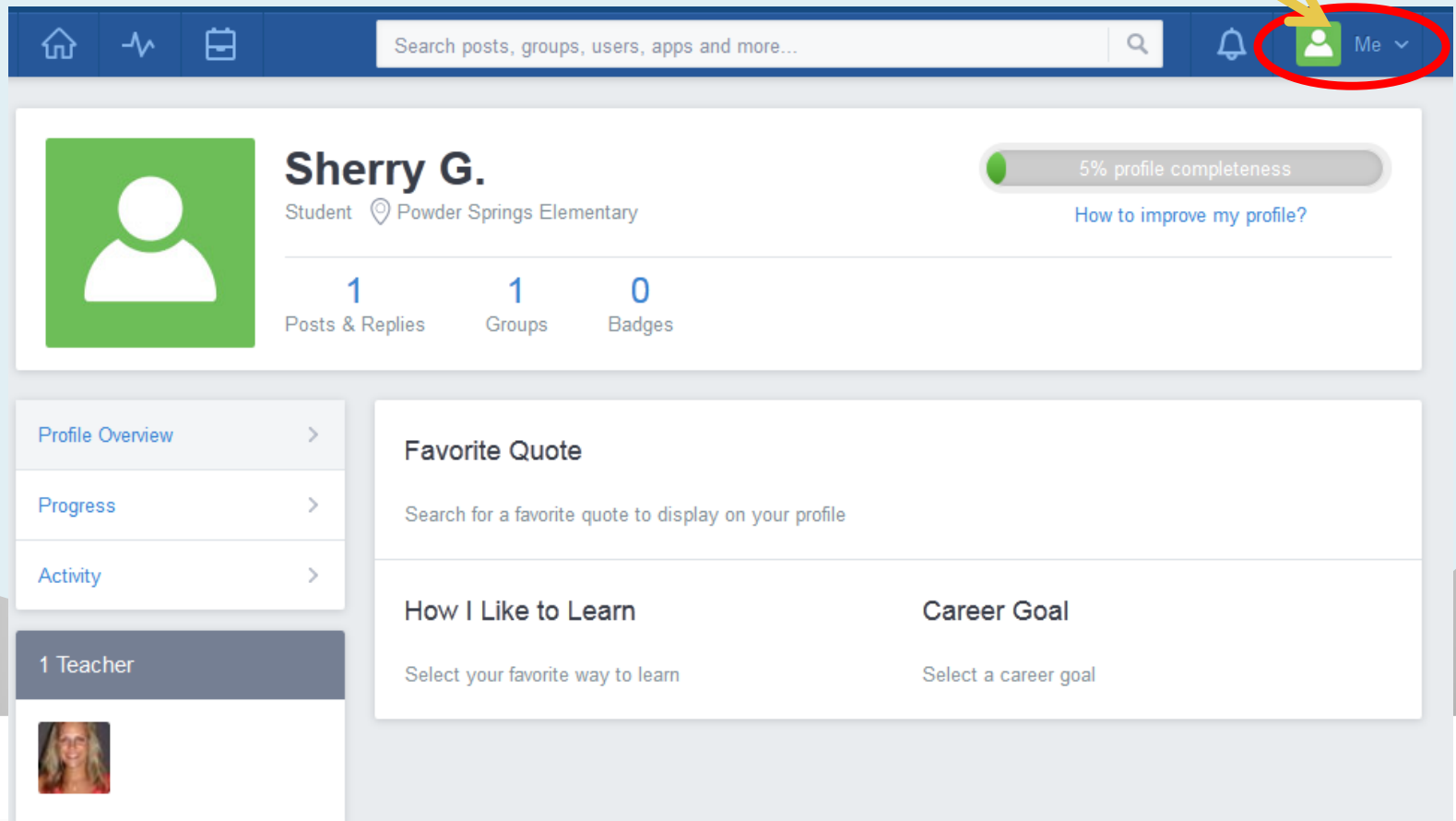
Mrs. Graham to 2013 Class
Landform Narrative

Turn In Due Oct 31, 2013

hjkhkj

Student View Continued

- Students can access their profile and customize their experience



The screenshot shows a student profile page. At the top, there is a navigation bar with icons for home, activity, calendar, search, notifications, and a user profile icon. The user profile icon is circled in red, and a yellow arrow points to it from the text above. Below the navigation bar, the profile header shows a green placeholder for a profile picture, the name "Sherry G.", the role "Student", and the school "Powder Springs Elementary". A progress bar indicates "5% profile completeness" with a link to "How to improve my profile?". Below the header, there are statistics for "1 Posts & Replies", "1 Groups", and "0 Badges". On the left side, there is a sidebar with menu items: "Profile Overview", "Progress", "Activity", and "1 Teacher" (with a small profile picture). The main content area has sections for "Favorite Quote", "How I Like to Learn", and "Career Goal".

Search posts, groups, users, apps and more...

5% profile completeness
[How to improve my profile?](#)

1 Posts & Replies 1 Groups 0 Badges

Profile Overview >
Progress >
Activity >

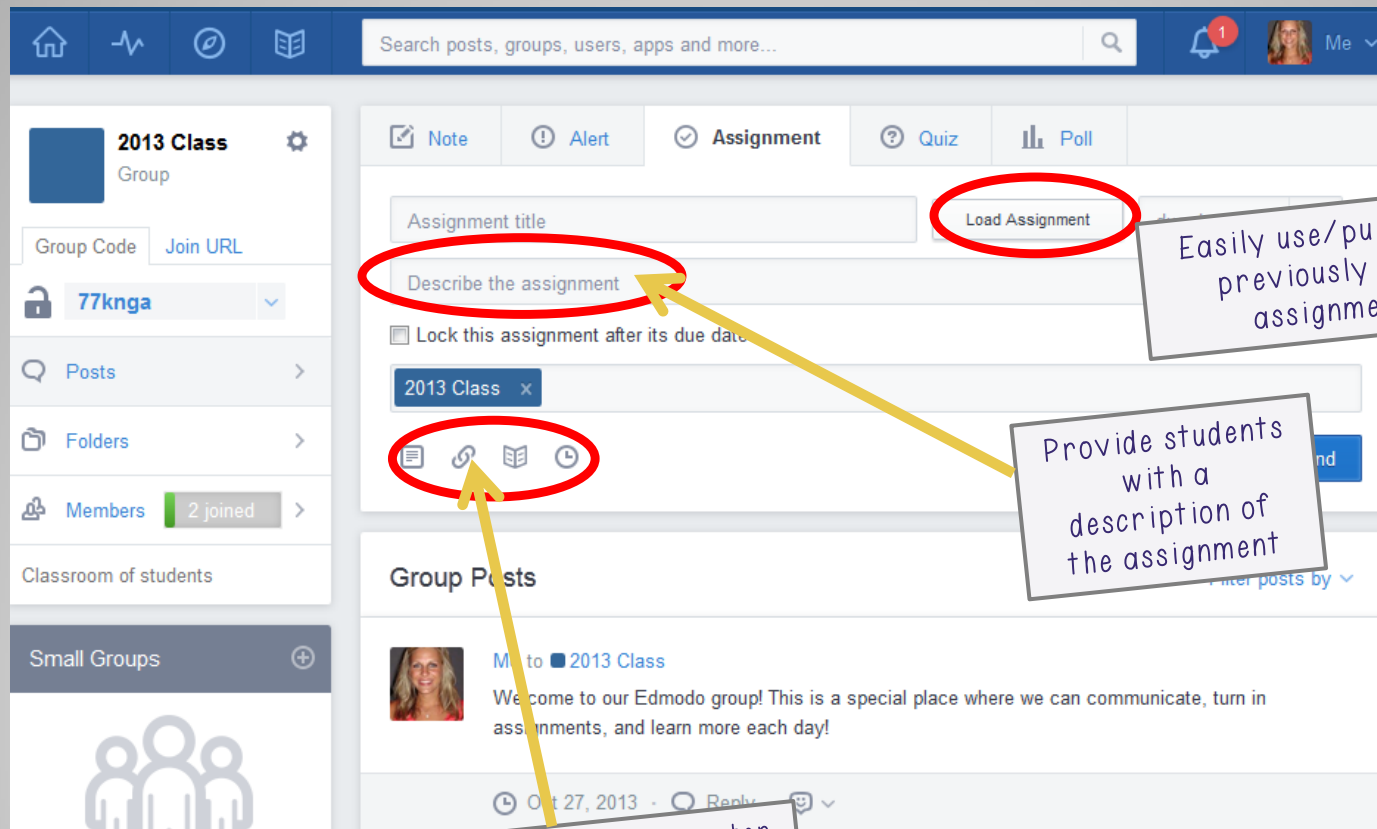
1 Teacher

Favorite Quote
Search for a favorite quote to display on your profile

How I Like to Learn
Select your favorite way to learn

Career Goal
Select a career goal

Create an Assignment



Easily use/pull up a previously used assignment

Provide students with a description of the assignment

Attach files from your computer
-Include rubrics
-Include relevant links/videos to facilitate learning

Create an Assignment

Create and grade assignments using edmodo

1. Login
2. Click on the group you want to post the assignment to
3. Click on **Assignment** for your communication option

Annotations for the assignment creation screen:

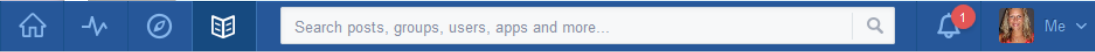
- Describe the assignment
- Load Assignment
- Easily use/pull up a previously used assignment
- Provide students with a description of the assignment
- Attach files from your computer
 - Include rubrics
 - Include relevant links/videos to facilitate learning
- Example of an assignment for a class
- Type in groups, students, teachers that you want to see the assignment

Create and grade assignments using edmodo

Annotations for the submission and grading process:

- Students would type in their sentence and attach the PicCollage File to submit their work.
- Turn in Assignment
- See student completion progress
- Select Assignments to Grade
- Assign a grade: 10 / 10
- Choose from a range of "emotions" to let students know your thoughts
- Provide standards based comments regarding student work
- Add Comment
- This shows up in your grade book.

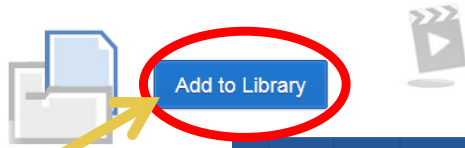
Library



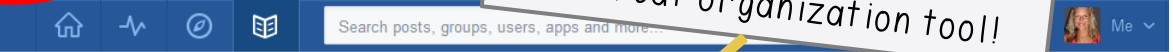
- Library Items
- Folders
- Attached to Posts
- Google Drive

Library Items Filter By View Add to Library

Add links and files so you can access them from anywhere.

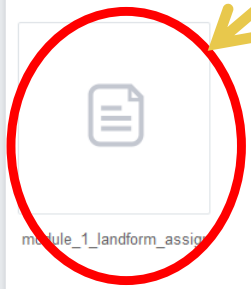


1. Where you store information to use in Edmodo. (videos, files, groups of files, etc.)



- Library Items
- Folders
- Attached to Posts
- Google Drive

Library Items Filter By View Add to Library



2. Upload assignments to then upload in your group/class.
• Helpful if you have multiple classes!
• Great organization tool!

module_1_landform_assig

Conclusion

- What are some ways you can use this in your classroom to apply to student learning?